




# How to Register a Participant

## Welcome to the Walk for Kidneys!

The directions below are for individuals who want to join a team or register as an individual. Email [walk@nkfi.org](mailto:walk@nkfi.org) with any questions or concerns.

**Step 1:** To register, click the Walk for Kidneys URL: <https://p2p.onecause.com/walkforkidneys>. On the home page, click "Register" in the top right corner.

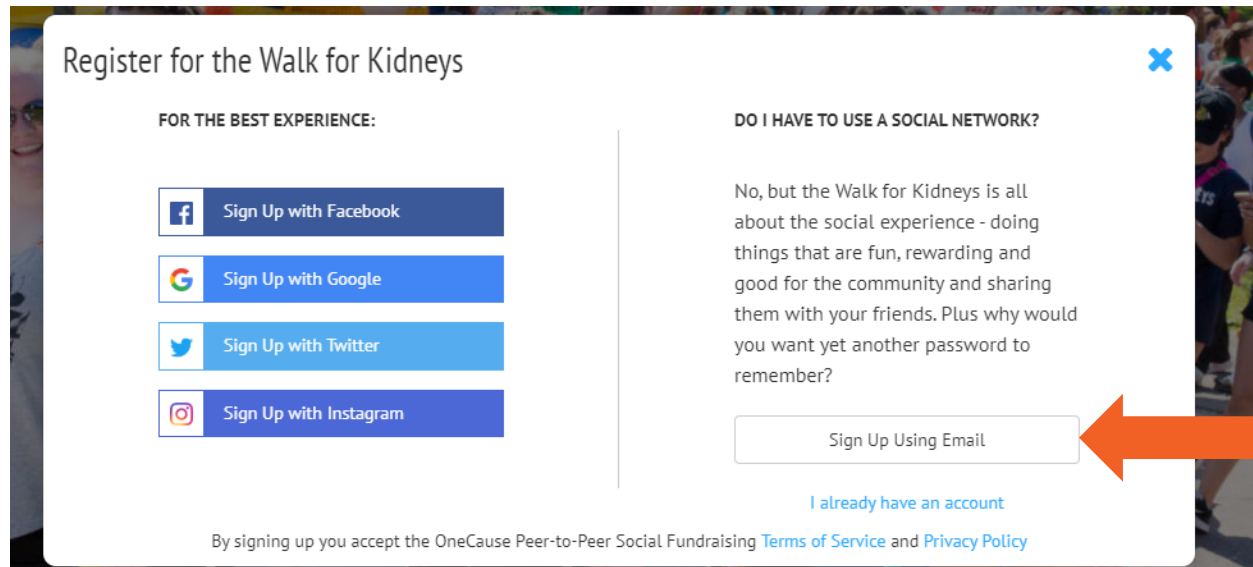


### About Walk for Kidneys

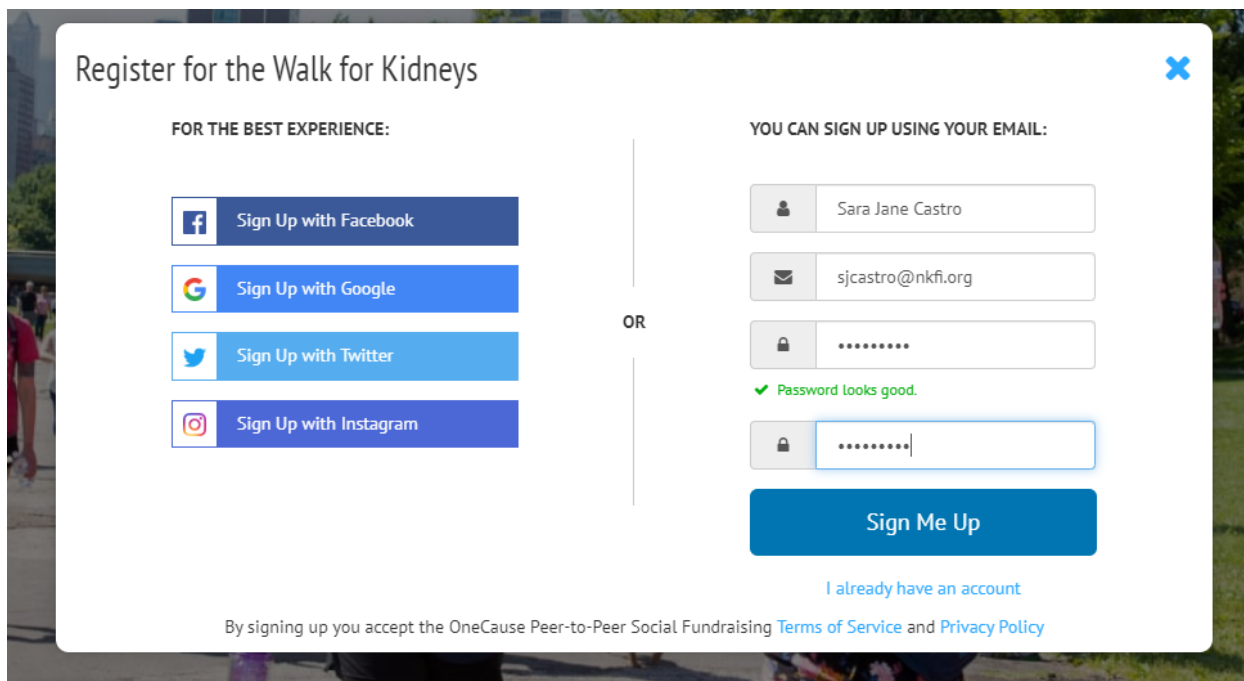
Walk for Kidneys is a family-friendly celebration of passion and progress that takes place in Chicago's iconic Lincoln Park. This annual summer event is an incredible opportunity for supporters of the NKFI to come together, show their spirit, and demonstrate their determination to make a difference in the fight against kidney disease.

HELP WALK FOR KIDNEYS REACH OUR GOAL OF RAISING \$300,000.

**Step 2:** Click "Sign Up Using Email".



**Step 3:** Enter your name, email and password. Click "Sign Me Up".



Register for the Walk for Kidneys

FOR THE BEST EXPERIENCE:

- Sign Up with Facebook
- Sign Up with Google
- Sign Up with Twitter
- Sign Up with Instagram

OR

YOU CAN SIGN UP USING YOUR EMAIL:

Sara Jane Castro

sjcastro@nkfi.org

.....

✓ Password looks good.

.....

Sign Me Up

[I already have an account](#)

By signing up you accept the OneCause Peer-to-Peer Social Fundraising [Terms of Service](#) and [Privacy Policy](#)

**Step 4:** In the pop-up window, Click "Register as an Individual". Enter your personal information. Click "Next" in the bottom right corner.

First, let's make sure we have all your information correct.

First Name \* Sara Jane

Last Name \* Castro

Email Address \* sjcastro@nkfi.org

Street Address \*

Street Address 1

Street Address 2

City IL - Illinois ZIP Code

United States

Phone Number \*

( ) - -

Mobile


Text Notifications (Optional)

Receive a text message when a donation is made on your behalf.

Do you want to join Team NKFI ?

Yes, add me to the roster for Team NKFI.

Not at this time. I may want to form my own team or join another team.



What's the one or two sentences that sums up why you're doing this? (Optional)


Short headline - you can always add or change this later if you want.

140 characters remaining

**Step 5:** Select your registration type, T-shirt size and accept the Walk for Kidneys waiver. Click "Next".

### Registration Options

<input checked="" type="radio"/> <b>Adult Registration</b>	No Charge ✓
<input type="radio"/> <b>Under 18 Registration</b>	No Charge
<input type="radio"/> <b>Virtual Walker-Fundraise only</b> If you can't make it out to the event, then register as a fundraiser! You can create your own page or join a team and show your support.	No Charge




ADULT REGISTRATION

### We need a few more details for your registration

T-shirt size? \*

T-shirts will be awarded to those raising \$100 or more.



**Step 5:** If you'd like to register on behalf of a friend or family member, click "Add a Registration" and follow the same process. If not, select "Next".

### Register Friends or Family Members

Your Registration \*


<b>Sara Jane Castro</b>	Adult Registration
T-shirt size?	Adult Medium
Company Name	N/A

Additional Registrations (Optional)

You can register friends or family members as well. Please note that if you do not provide an email address, your friend will not be able to fundraise or earn challenge points and will need to rely on you to receive updates regarding the event.

[ADD A REGISTRATION](#)


[PREVIOUS](#) [NEXT](#)



**Step 6:** Click "Finish" to complete your registration.

Confirm Your Registration and Submit

<b>Sara Jane Castro</b>	Adult Registration
T-shirt size?	Adult Medium
Company Name	N/A



**Step 7:** Registration complete! Click "Registration Complete – Set Up Your Profile" to customize your personal page. Add photos, invite participants, write your story, share on social media and more!

**REGISTRATION COMPLETE FOR THE WALK FOR KIDNEYS**

Click [here](#) for a printable version of this page. You will receive an email from walk@nkfi.org to confirm your registration.

<b>Sara Jane Castro</b>	Adult Registration
T-shirt size?	Adult Medium

About National Kidney Foundation of Illinois

**EIN Number:** 36-6009226  
**Mailing Address:** 215 W. Illinois Street Suite 1C  
Chicago, IL 60654 USA


The National Kidney Foundation of Illinois improves the health and well-being of people at risk for or affected by kidney disease through prevention, education and empowerment.

The NKFI is a lifeline for all people affected by kidney disease. As pioneers of scientific research and innovation, the NKFI focuses on the whole patient through the lens of kidney health. Relentless in our work, we improve lives through action, education and accelerating change.

For more information about National Kidney Foundation of Illinois, visit their website - [nkfi.org](http://nkfi.org).  
Follow National Kidney Foundation of Illinois on Twitter - [@NKFIllinois](https://twitter.com/NKFIllinois).

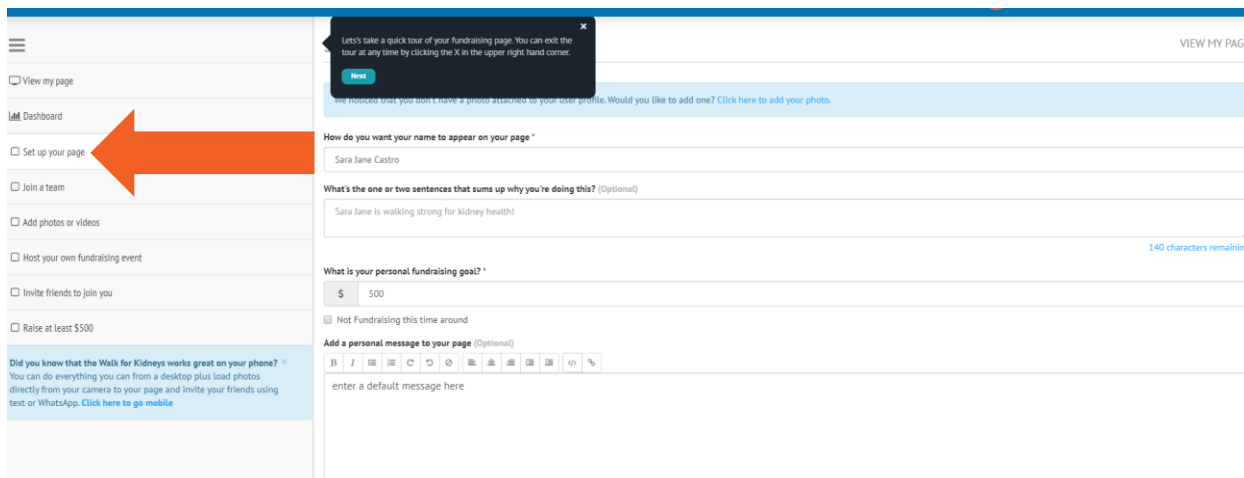
**You are all set to participate in the Walk for Kidneys.**

The next step is to set up your fundraising page. Click the button below to get started.



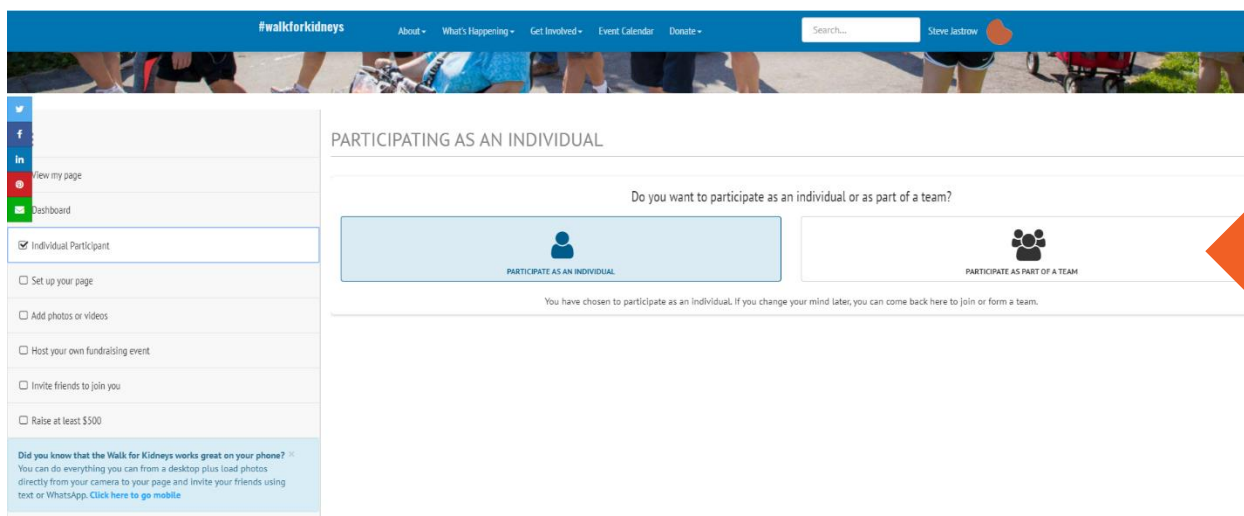
## MANAGE YOUR PERSONAL PAGE

**Set up your Page:** Change your display name, fundraising goal and add personal message to your page.



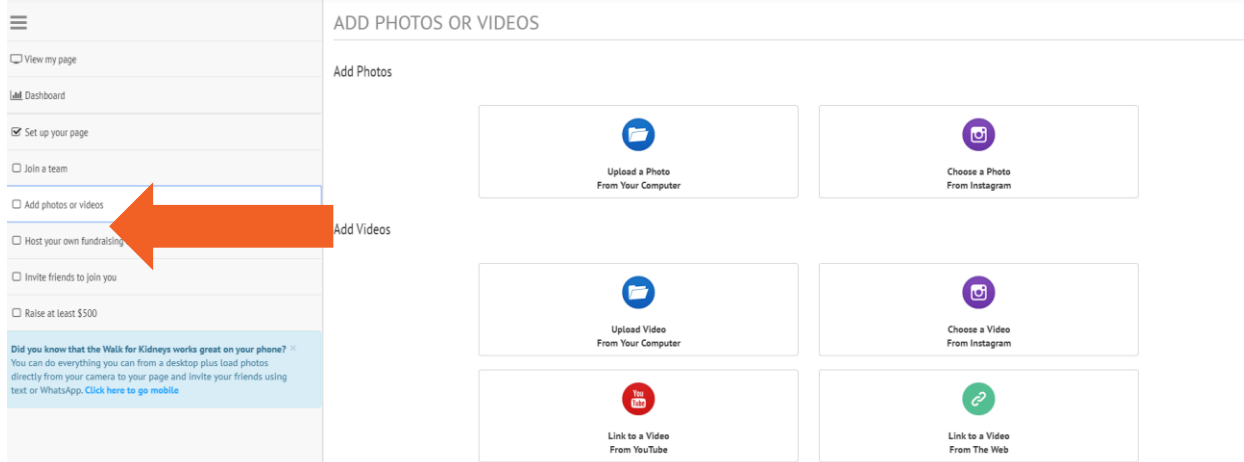
The screenshot shows the 'Set up your page' form. On the left, a menu lists various options, with 'Set up your page' highlighted by an orange arrow. The main form area contains several sections: a notification box at the top, a 'How do you want your name to appear on your page?' field with 'Sara Jane Castro' entered, a 'What's the one or two sentences that sums up why you're doing this?' field with 'Sara Jane is walking strong for kidney health!', a 'What is your personal fundraising goal?' field with '\$ 500' entered, and an 'Add a personal message to your page' field with a text area and a 'VIEW MY PAGE' link in the top right corner.

**Join a Team:** If you'd like to join an existing team, click "Individual Participant" on the left menu. Click "Participate as part of a team". Search the name of the team you'd like to join. Click "Save".



The screenshot shows the 'PARTICIPATING AS AN INDIVIDUAL' form. The left menu has 'Individual Participant' selected. The main form area asks 'Do you want to participate as an individual or as part of a team?' and features two buttons: 'PARTICIPATE AS AN INDIVIDUAL' and 'PARTICIPATE AS PART OF A TEAM'. An orange arrow points to the 'PARTICIPATE AS PART OF A TEAM' button. Below the buttons, a message states: 'You have chosen to participate as an individual. If you change your mind later, you can come back here to join or form a team.'

**Add Photos or Video:** Click "Add Photos or Videos" on the left menu. Click on the appropriate upload option to really personalize your page with photos and videos! You can share memes and cute cartoons to your page but make sure your profile picture is a nice shot of you!



The screenshot shows the 'ADD PHOTOS OR VIDEOS' form. The left menu has 'Add photos or videos' highlighted by an orange arrow. The main form area is titled 'Add Photos' and 'Add Videos' and contains six upload options: 'Upload a Photo From Your Computer', 'Choose a Photo From Instagram', 'Upload Video From Your Computer', 'Choose a Video From Instagram', 'Link to a Video From YouTube', and 'Link to a Video From The Web'.

**Host your own Fundraiser:** Click "Host your own Fundraiser" to host your own fundraising event of any kind to raise funds towards your goal! You can choose from one of the event ideas provided or use your imagination and do something else! All funds raised through your event page will roll up to your fundraising total on your participant page and, if you are on a team, to your team's page as well.

Complete the appropriate details for your event and click "Save" in the bottom right corner.

**HOST YOUR OWN FUNDRAISING EVENT**

Host your own fundraising event of any kind to raise funds towards your goal! You can choose from one of our event ideas or use your imagination and do something else! All funds raised through your event page will roll up to your fundraising total on your participant page and, if you are on a team, to your team's page as well.

**Required Information**

What Type of Event? \*  
Bake Sale

Start Time \*  
MM/DD/YYYY HH MM AM

End Time \*  
MM/DD/YYYY HH MM AM

Describe Your Event \*  
[Rich text editor]

Photo  
Add a Photo

**Spread the Word:** Click "Invite Friends to Join You" Invite friends and family to join your team, email supporters about why you're walking and fundraising, share to social media, track your fundraising progress and more. Start fundraising and recruiting teammates! Share your personal or team URL with friends, families, colleagues... You got this!

**INVITE FRIENDS TO JOIN YOU**

"Nothing annoys people so much as not receiving invitations."  
- Oscar Wilde, *The Importance of Being Earnest*

Make things more fun by competing with your friends. Think of a few friends who would want to join you in supporting National Kidney Foundation of Illinois. You can reach out to them using our tools; we'll help you compose the message and also make it easier for you to keep track of their responses and follow up with them.

Invite Your Friends using Email

Invite Your Friends using Text

Invite Your Friends on Facebook

Invite Your Friends on Twitter

National Kidney Foundation of Illinois  
nki@nkiid.org  
Have a Question or Need Help?

onecause  
Copyright © 2020 OneCause  
Terms of Use | Privacy Policy